

“Canlan Ice Sports Corp is the North American leader in the development, operations and ownership of multi-purpose recreation and entertainment facilities. We are the largest private sector owner and operator of recreational ice sports facilities in North America and currently own and/or manage 20 facilities in Canada and the United States with 70 surfaces including ice rinks and indoor soccer fields. Canlan Ice Sports’ competitive edge comes from knowing all aspects of the ice sports facility industry and from consistently delivering high quality programming through each of our world-class facilities.” (icesports.com)



Canlan Ice Sports

Canlan Ice Sports Corp.
www.icesports.com


Soon after the M-series had made its debut in the North American market in 2008, Canlan Ice Sports installed their first M-series (N6M) in 8 Rinks in Burnaby, BC. Since then, Canlan has replaced 8B and 8WB machines for a total of five N6M machines in various Canlan facilities for the efficiency and energy-savings that the M-series compressors deliver.

In 2013, their facility in Oakville, ON, received an Energy Conservation Award in Oakville from Oakville Hydro for the energy-savings they gained from the compressor upgrade to an M-series compressor earlier that year. Also, currently they are nominated for an award with the Ontario Power Authority based on the compressor installation. David explains, “So far we’ve experienced very little oil consumption with the units and all of them were supported by energy conservation grants from electrical utilities.”



Energy Conservation Award in Oakville

In coming years, both Canlan and Mayekawa/MYCOM expect the M-series compressors to replace many of the compressors running at ice arenas. “The compressors have been studied and widely accepted by Canadian utility companies, which makes it very easy to receive energy incentive funding,” says David whose experience with the M-series is shared in following paragraphs.



David Stewart

A handwritten signature in black ink, appearing to read "David Stewart".

Director, Energy Management, Facilities Assets and Equipment
North America
Canlan Ice Sports Corp.
dstewart@icesports.com

Canlan’s first M-series compressor was installed in 8 Rinks in 2008 as a pilot project to prove out efficiency on paper. The pilot was supported by BC Hydro which contributed approximately 40% of the capital cost. They began to see the benefits with a few short months. There was a significant decrease in energy consumption and oil usage.

As a result of this experience with their first M-series, Canlan replaced another 8WB with a 6M in their North Shore facility. This project was also sponsored by BC Hydro with an energy conservation grant of similar size to the one received for the pilot project. Canlan applied for and then received an energy grant from BC Hydro for their second 6M compressor at 8 Rinks. Additional 6M machines were installed in Canlan's facilities in Oshwa and Oakville. The local power utilities also provided generous energy conservation grants that assisted with the capital cost. The 6M compressor is now Canlan's "Gold Standard."



Machine room in 8 rinks, BC

As regular overhauls of 8WB come due, Canlan instead replaces the compressor with 6M unit regardless of its age. With the assistance of energy incentive grants from local power utilities, it is financially advantageous to purchase a new 6M. Depending on the region, typical energy grants cover 25% to 40% of the capital cost.

The typical payback for a 6M varies due to the size of the energy grant, run-time of the machine, and cost of electricity. For example, the payback time for 8 Rinks was 2 1/2 years, while Oakville's is expected to make their payback in 4 years' time. In cities like Oakville, their incentive might be in a smaller scale than some cities; however, their energy cost saving becomes significantly large due to their higher electricity cost. The financial comparison must be made over the expected lifecycle of the compressor, not just the capital cost.

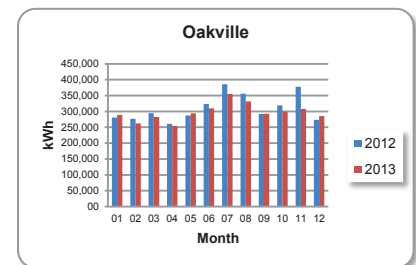
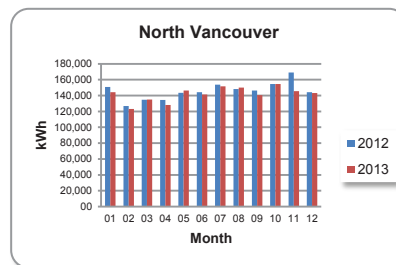
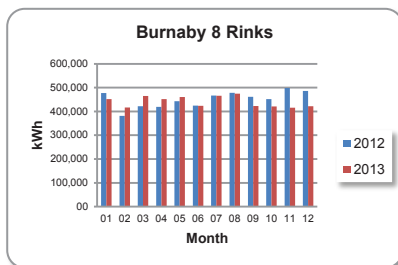


8 rinks, Burnaby



Oakville Facility, Oakville

Canlan Facilities' Energy Consumption and Savings



Facility	Province	Total kWh		Energy Saving (kWh)	Cost Saving (CAD)
		2012	2013		
Burnaby 8 Rinks	BC	5,408,670.91	5,290,844.53	117,826.38	10,015.24
North Vancouver	BC	1,750,732.84	1,702,898.22	47,834.62	4,065.94
Oakville	ON	3,727,567.79	3,564,785.97	162,781.82	21,161.64

*Information here is for reference only. Subject to change without notice.